

AgraStrip® Allergen

Please read the instructions in the package insert completely before performing any test.

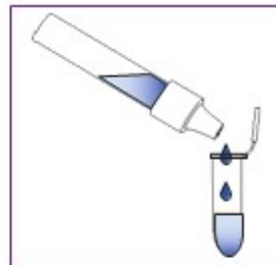
1 Extraction



Weigh in your sample and add it to the extraction tube. Then, fill the tube with extraction buffer until the fill level.



Close the tube with the cap, and shake vigorously by hand for 1 minute to extract the allergen.

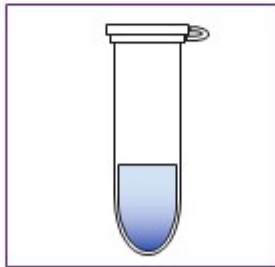


Remove the cap from the extraction tube and replace it with a filtered dropper tip. Transfer the extracted sample to a fresh incubation vial.

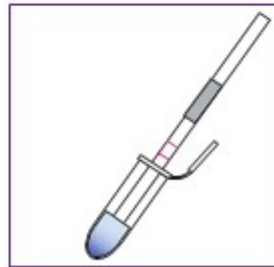
2 Assay



Close the lid of the incubation vial and shake vigorously by hand. Make sure that the extracted sample comes into contact with lid.



Place the incubation vial in the rack and incubate it for 5 minutes at room temperature.



Add a test strip to the incubation vial and incubate for 5 minutes. Ready! You can read the results.

Results
11 mins

Swabbing and rinse water application available.

This procedure may vary for some products. Please refer to the package insert of each product before performing any test.



1295 Morningside Avenue, Unit 16-18
Scarborough, ON M1B 4Z4 Canada
Phone: 416-261-4865 Fax: 416-261-7879
www.scigiene.com